







Independent Work Schedule

I will...

An empty square box with a thin black border, intended for writing a task or activity.An empty square box with a thin black border, intended for writing a task or activity.An empty square box with a thin black border, intended for writing a task or activity.An empty square box with a thin black border, intended for writing a task or activity.An empty square box with a thin black border, intended for writing a task or activity.An empty square box with a thin black border, intended for writing a task or activity.

Directions: Place icons in each square to represent the work that the student will need to complete. Place a “finished” icon at the end.

© 2008 [www.autismclassroom.com](http://www.autismclassroom.com)