

EF Series

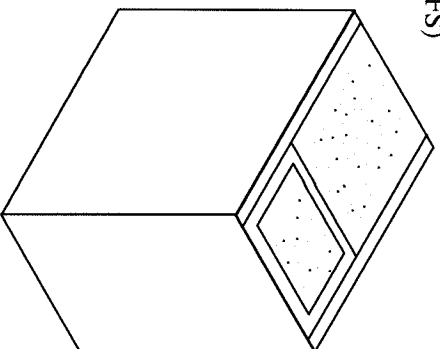
45, 60 Minute Fire-rated Door*

Specifications

Doors shall be EF series Manufactured by Edgewater FRP Door, Neenah, Wisconsin. Doors shall be of full flush construction 1-3/4" in thickness, manufactured utilizing pultruded fiberglass components for flexibility, durability, superior strength and chemical resistance. Laminated composite door faces shall be resin fused to the stile and rail assembly, including the entire surface area of core material, utilizing a fire-resistant adhesive, and then cured under pressure until completely bonded. Both lock and hinge stiles and top and bottom rails of the door shall be filled and ground smooth for a completely sealed construction. Doors shall have a beveled (1/8" in 2") lock edge.

Fire resistant perimeter tubes, completely filled with Fire Defender (FS)

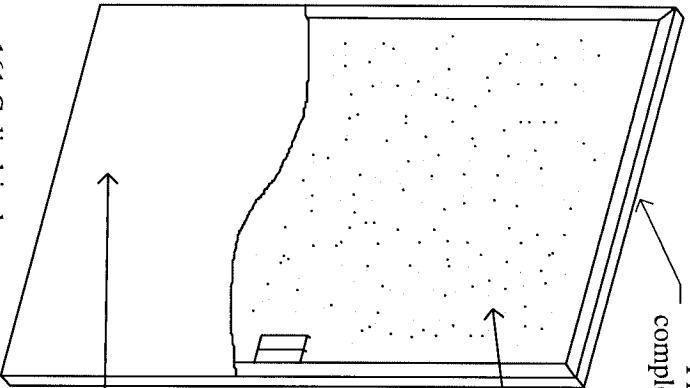
Please note: astragals for pairs supplied by Edgewater.



Fire-rated Mineral Core

1-1/2" x 1-1/2" x 1/4" Lock stile (1/8" x 2" bevel)

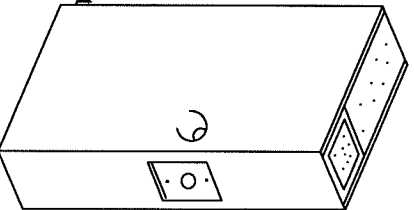
Prime coat or Polyurethane coat (standard)



161 Cylindrical Lock reinforcement

Fire-Defender (FS) Lock Reinforcement

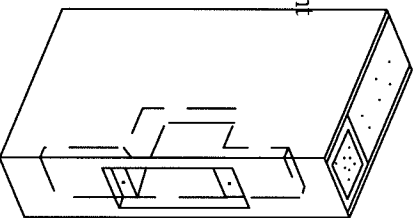
40" from floor to centerline of strike (standard)



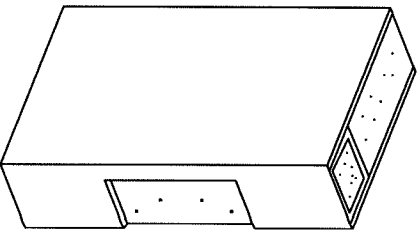
86 Mortise lock reinforcement

Fire-Defender (FS) Lock Reinforcement

40" from floor to centerline of strike (standard)



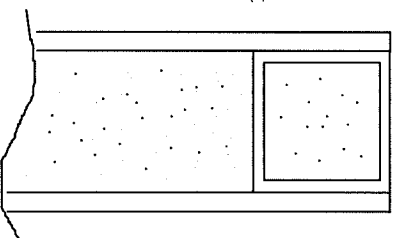
Hinge & lock stiles Top & bottom rails (seamless)



Door hinge Reinforcement

Butt hinge Pre-drilled for screws

Fire-Defender (FS) Hinge Reinforcement



*Tested in compliance with NFPA 252 (2008), CAN4 S104 (1985), and UL 10C (2001) "Positive Pressure Fire Tests of Door Assemblies"

