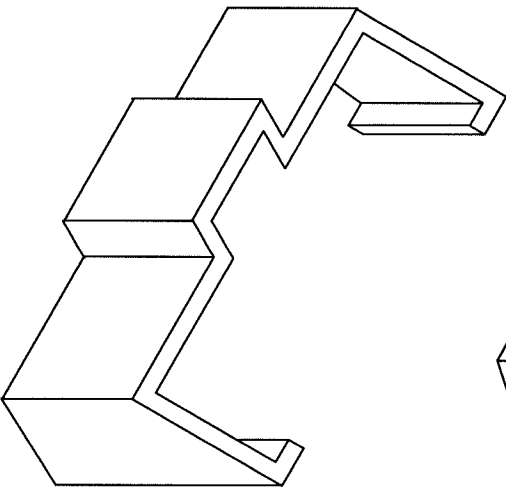
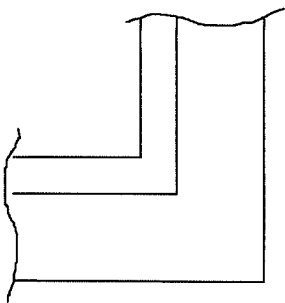
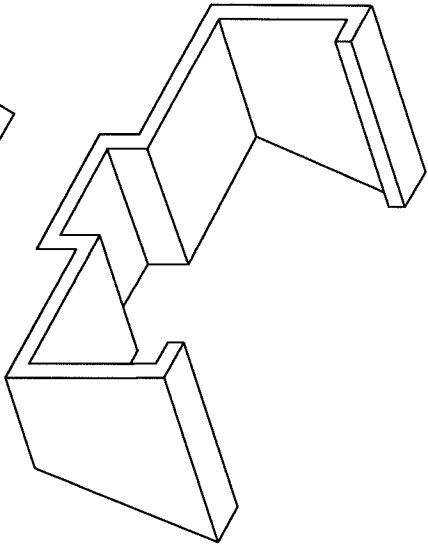
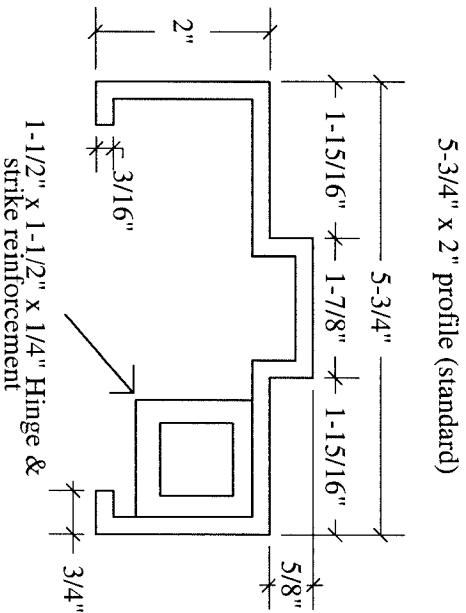


ES, EP & EC SERIES FRP FRAME

Specifications

Frames for E-S (standard), E-P (premier), and E-C (custom) series fiberglass doors to be manufactured from 0.1875 inch (4.8mm) thick fiberglass pultrusions by Edgewater FRP Door, Neenah, Wisconsin. Profile shall be of standard hollow type to permit installation into new concrete or block walls, as well as slip-on drywall situations. Frames shall be supplied with plaster guards or mortar boxes at back of hardware cutouts where mortar or other materials might obstruct hardware operation. Frames shall be fabricated with mitered resin-welded corners and seamless face joints (set-up and resin welded frames with temporary spreader bars).

Please note: Frames to be set-up and resin face welded, unless specified otherwise



Miters are bonded together utilizing (2) 4" x 4" x 3/16" "L" shaped FRP plates and (1) 5-1/4" x 2" equal leg FRP angle

