


Volunteer Spirit



Objective: For participants to place a net around the insights that they have gained from the **Why are we here?** series and to discuss the next steps with Groups Ablaze.

10-15
minutes

Discovery Activity: The Patriot Video Clip

Show a clip from the movie "The Patriot." (If your local video rental store does not carry this movie, you can order it online on www.Amazon.com or similar websites.) The scene is entitled "The Announcement" and begins at 57:30 and ends at 1:02. Set up the scene with the following background information: In this scene from the movie "The Patriot," the people of South Carolina have recently been terrorized by the British armies. The outcome of the Revolutionary War was hanging in the balance and new volunteers for the South Carolina militia were desperately needed. A young recruit rides into a small town to see if he can persuade some of the men to join arms. Watch carefully for the volunteer spirit which emerges in the room.

Debrief

Debrief the movie as a whole group with the following questions:

Question #1: What dynamics did you notice in this scene?

Question #2: What were some of the reasons that volunteers were reluctant initially?

Question #3: What made some of the men eventually stand up?

Question #4: How about the pastor? What changed inside of him?

Question #5: What causes people to volunteer in general?

Key Point: For the last number of weeks we have been studying and learning about why we are here. In particular, we have focused on our need to reach out into our community to enfold those who do not have a personal relationship with Christ. The question before us today is: What is God asking you and me to volunteer for? Will we volunteer to join God's army and His mission?

**25
minutes**

Learning Activity

Break the group up into teams of three or four for this brainstorming exercise. Ask each group to summarize two or three main ideas from each of the modules in the **Why are we here?** series. The goal is to review the principles that have been presented and to highlight the core concepts. They will have 15 minutes to review and summarize as a team on paper. Model what the chart should look like by providing a sample from up front. Some groups may need more than one sheet to summarize all five modules. Encourage everyone to work "briskly" since they have five separate pieces to review.

Sample chart:

Lost In America	Why is the Church on Earth?	CHANGE??	The Search	The Power of a Team

After 15 minutes is up, ask each of the groups to put their sheets up around the room. Ask participants to walk around and view the work that the other groups compiled. Then, bring the whole group back together to discuss these questions:

Question #1: What stands out to you through this review exercise?

Question #2: When you look at all five modules, what is God asking us to volunteer for?

Read together the following quote as a way to round out your discussion:

*The **Why are we here?** series has given you an opportunity to look at why the church exists. Jesus declared that He would build His Church and He has been on that mission for 2,000 years. Our churches and our communities are filled with people who are moving rapidly toward a Christless eternity. We have a responsibility and a mandate to be a part of building His church. The **Why are we here?** series is a part of the Groups Ablaze national initiative. God is using this project to impact scores of churched and unchurched people worldwide. Perhaps God is asking this church to join this exciting opportunity.*

**15
minutes**

Practice Activity

Show the informational video from Groups Ablaze. After the video, ask the group to respond by asking: What grabbed your attention as you listened to the people in the video?

**5-10
minutes**

Application Activity

Bring everyone back together to discuss “Where to from Here?” This is a time to talk about the Groups Ablaze process and to ask for people to commit to being a part of the journey.

Step #1: Walk everyone through the “10 Great Benefits of Groups Ablaze” page. Allow people to ask questions and take time to highlight aspects of the material and the process that you are excited about.

Step #2: Refer everyone to the Groups Ablaze Launch Map which highlights the different components of the process.

Step#3: Give everyone time to complete the Motivation for Mission survey. People can give you feedback about what they have heard and let you know their level of commitment to join in the journey with you and the church. Collect these surveys and be prepared to discuss the results at the upcoming Debriefing Meeting with your pastor.

Step #4: Close in prayer.

10 Great Benefits of Groups Ablaze

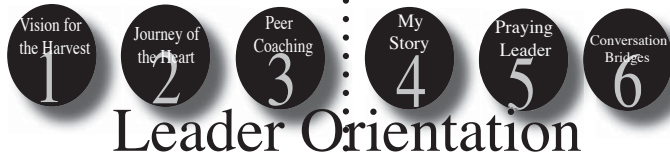
- 1. Building Friendships:** We will learn creative and enjoyable ways to become more intentional in our friendship building with people who need God.
- 2. Spiritual Conversations:** We will learn how to transition everyday conversations into discussions about spiritual things.
- 3. Connecting through our Interests:** We will be shown how to use things we already love to do (our hobbies and interests) as connecting points with our friends, neighbors, and family members who need God.
- 4. Accountability:** There is on-going accountability to ensure we follow-through on the skills and ideas we learn in each of the learning modules.
- 5. Spiritual Growth:** Our own walk with God will be energized.
- 6. Stimulus for Your Group:** The group or class that you are a part of will be exposed to fresh and creative learning material that is especially designed for the adult learner.
- 7. On-going Training:** Additional learning sessions are available from Groups Ablaze to encourage each of us to implement what we are learning.
- 8. Practical Tips:** All of the training material is highly practical and is designed to be used by anyone at anytime!
- 9. Peer Coaching:** Two are better than one. With this in mind, every small group leader will meet with another leader about once a month for encouragement and strengthening.
- 10. The Harvest:** Ultimately, we want to see new faces in our homes, our groups, and our church!

Launch Map

Month One

Month Two

Month Three



Leader Orientation

Peer Coaching Relationships formed

Training Track

Motivation for Mission Survey

What is the greatest learning you have taken away from the Study?

What was the most fun?

What was the greatest benefit to you personally?

What practical changes have you made in your life as a result of this Study?


What ideas do you have for improving this course in the future?

Are you interested in taking the next steps with Groups Ablaze?

Would you prefer another six-week study on outreach themes?

Would you be willing to lead a small group focused on outreach?

Volunteer Spirit



Objective: For participants to place a net around the insights that they have gained from the **Why are we here?** series and to discuss the next steps with Groups Ablaze.

Video Clip: The Patriot

Question #1: What dynamics did you notice in this scene?

Question #2: What were some of the reasons that volunteers were reluctant initially?

Question #3: What made some of the men eventually stand up?

Question #4: How about the pastor? What changed inside of him?

Question #5: What causes people to volunteer in general?

For the last number of weeks we have been studying and learning about why we are here. In particular, we have focused on our need to reach out into our community to enfold those who do not have a personal relationship with Christ. The question before us today is: What is God asking you and me to volunteer for? Will we volunteer to join God's army and His mission?

Brainstorming Activity

Question #1: What stands out to you through this review exercise?

Question #2: When you look at all five modules, what is God asking us to volunteer for?

*The **Why are we here?** series has given you an opportunity to look at why the church exists. Jesus declared that He would build His Church and He has been on that mission for 2,000 years. Our churches and our communities are filled with people who are moving rapidly toward a Christless eternity. We have a responsibility and a mandate to be a part of building His church. The **Why are we here?** series is a part of the Groups Ablaze national initiative. God is using this project to impact scores of churched and unchurched people worldwide. Perhaps God is asking this church to join this exciting opportunity.*

Where to from Here?

10 Great Benefits of Groups Ablaze

1. **Building Friendships:** We will learn creative and enjoyable ways to become more intentional in our friendship building with people who need God.
2. **Spiritual Conversations:** We will learn how to transition everyday conversations into discussions about spiritual things.
3. **Connecting through our Interests:** We will be shown how to use things we already love to do (our hobbies and interests) as connecting points with our friends, neighbors, and family members who need God.
4. **Accountability:** There is on-going accountability to ensure we follow-through on the skills and ideas we learn in each of the learning modules.
5. **Spiritual Growth:** Our own walk with God will be energized.
6. **Stimulus for Your Group:** The group or class that you are a part of will be exposed to fresh and creative learning material that is especially designed for the adult learner.
7. **On-going Training:** Additional learning sessions are available from Groups Ablaze to encourage each of us to implement what we are learning.
8. **Practical Tips:** All of the training material is highly practical and is designed to be used by anyone at anytime!
9. **Peer Coaching:** Two are better than one. With this in mind, every small group leader will meet with another leader about once a month for encouragement and strengthening.
10. **The Harvest:** Ultimately, we want to see new faces in our homes, our groups, and our church!

Launch Map

Month One

Month Two

Month Three

Vision for the Harvest
1

Journey of the Heart
2

Peer Coaching
3

My Story
4

Praying Leader
5

Conversation Bridges
6

Leader Orientation

Peer Coaching Relationships formed

Training Track

Motivation for Mission Survey

What is the greatest learning you have taken away from the Study?

What was the most fun?

What was the greatest benefit to you personally?

What practical changes have you made in your life as a result of this Study?

What ideas do you have for improving this course in the future?

Are you interested in taking the next steps with Groups Ablaze?

Would you prefer another six-week study on outreach themes?

Would you be willing to lead a small group focused on outreach?