

PARTNER WITH MATRADE:

Explore Global Business Opportunities



18 February 2011

Outline of Presentation



- **Trade Performance**



- **Economic Outlook for 2011**



- **Focus of Export Promotion in 2011**



- **Programmes & Activities for 2011**



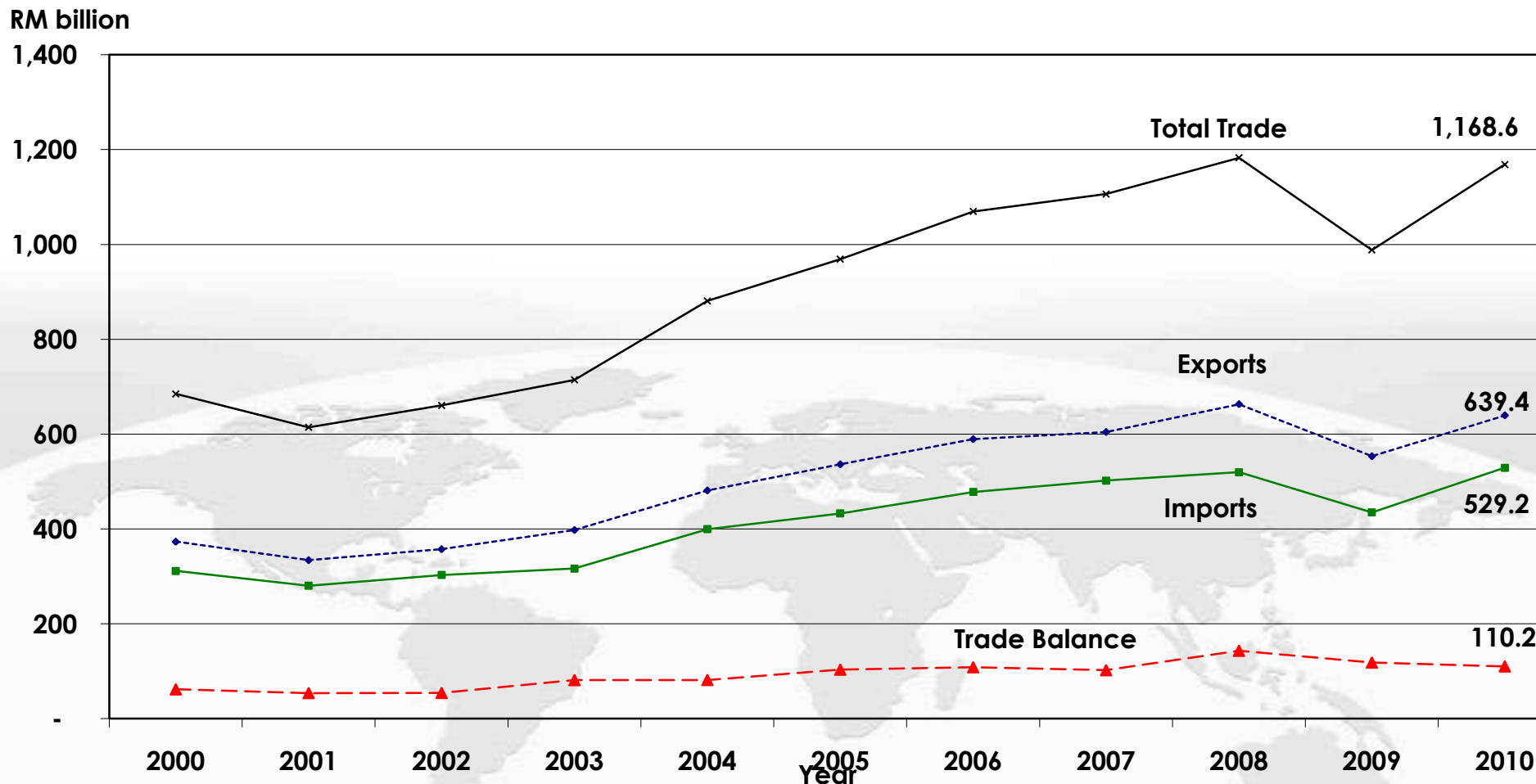
- **MATRADE's Support Structure**



- **MATRADE Services & Facilities**

Trade Performance (2001 – 2010)

Exports Imports Trade Balance Total Trade



Malaysia's Trade Performance 2010

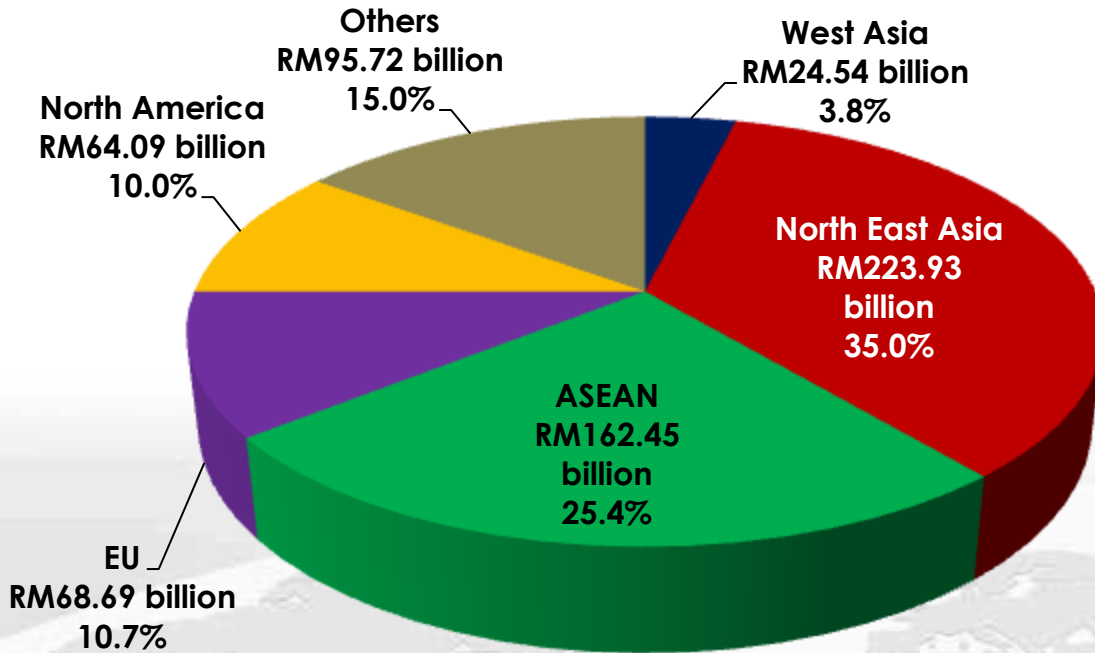
· In 2010, Malaysia recorded an impressive growth of 18.3% in trade amounting to RM1.17 trillion.

· Exports in 2010 recorded strong growth of 15.6% with a value of RM639.43 billion.

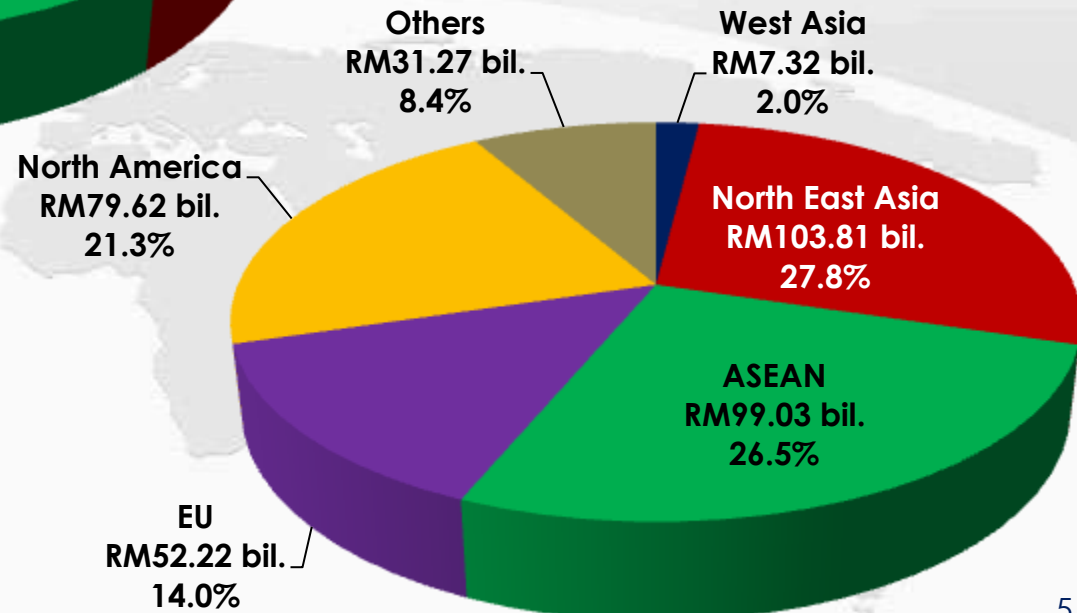
	2010		2009		2008	
	Value (RM million)	Change (%)	Value (RM million)	Change (%)	Value (RM million)	Change (%)
Total Trade	1,168,622.73	18.3	988,235.64	-16.5	1,182,817.81	6.9
Export	639,428.15	15.6	553,295.27	-16.5	663,013.51	9.7
Import	529,194.58	21.7	434,940.37	-16.3	519,804.29	3.5
Trade Balance	110,233.57	-6.9	118,354.90	-17.4	143,209.22	40.1

Exports by Major Regions (2010 VS 2000)

Total Exports 2010 : RM639.43 billion

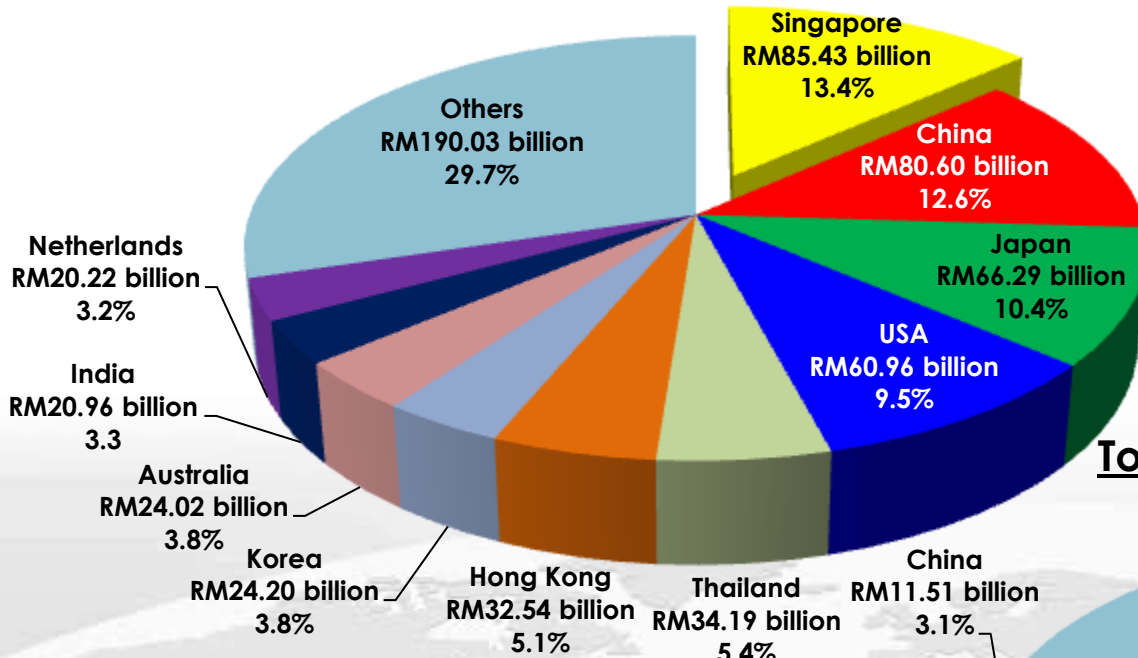


Total Exports 2000 : RM373.27 billion

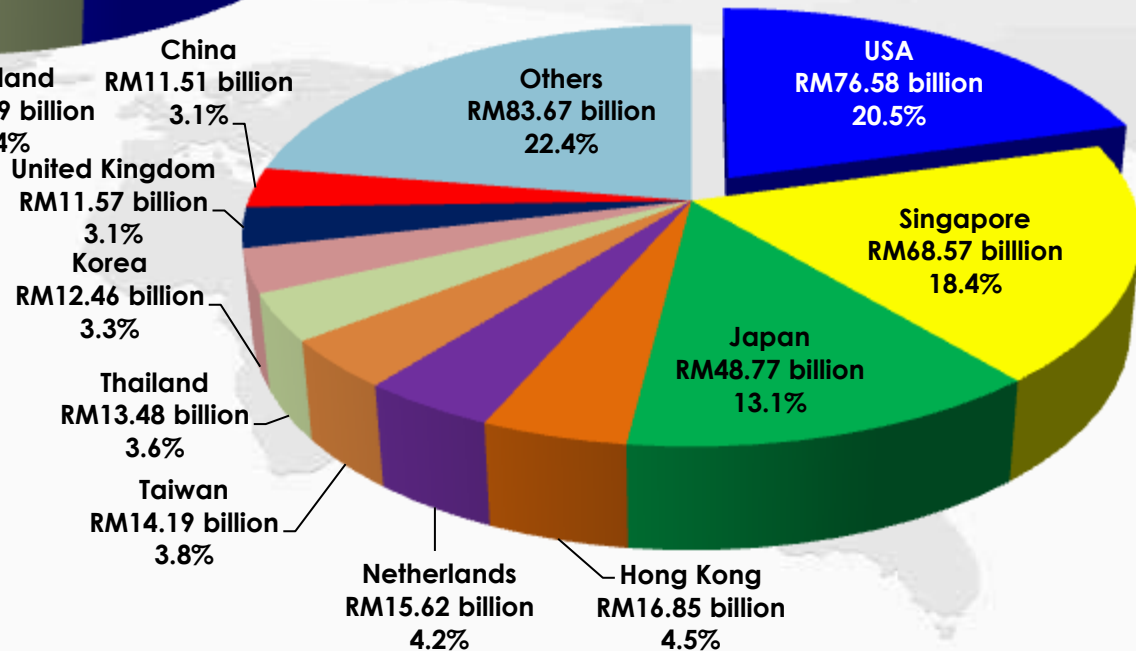


Exports By Major Countries (2010 VS 2000)

Total Exports 2010: RM639.43 billion

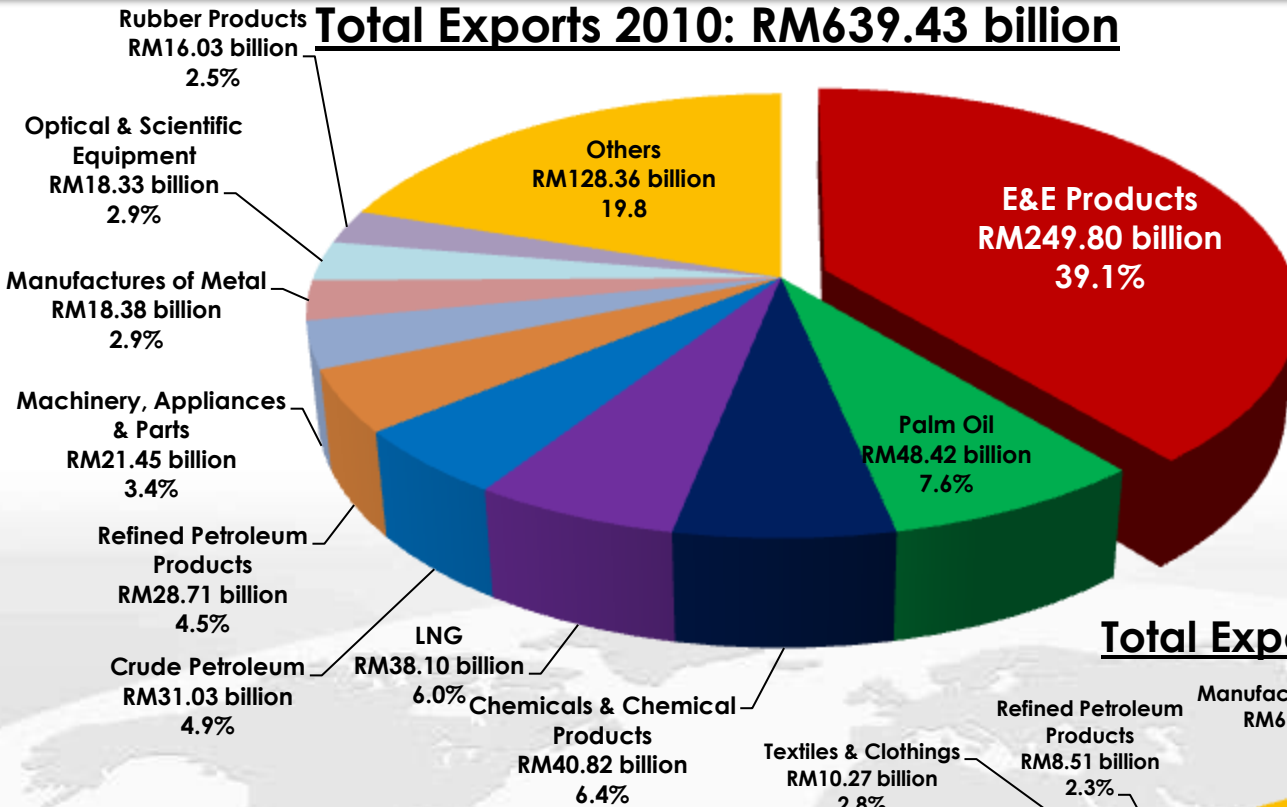


Total Exports 2000: RM373.27 billion

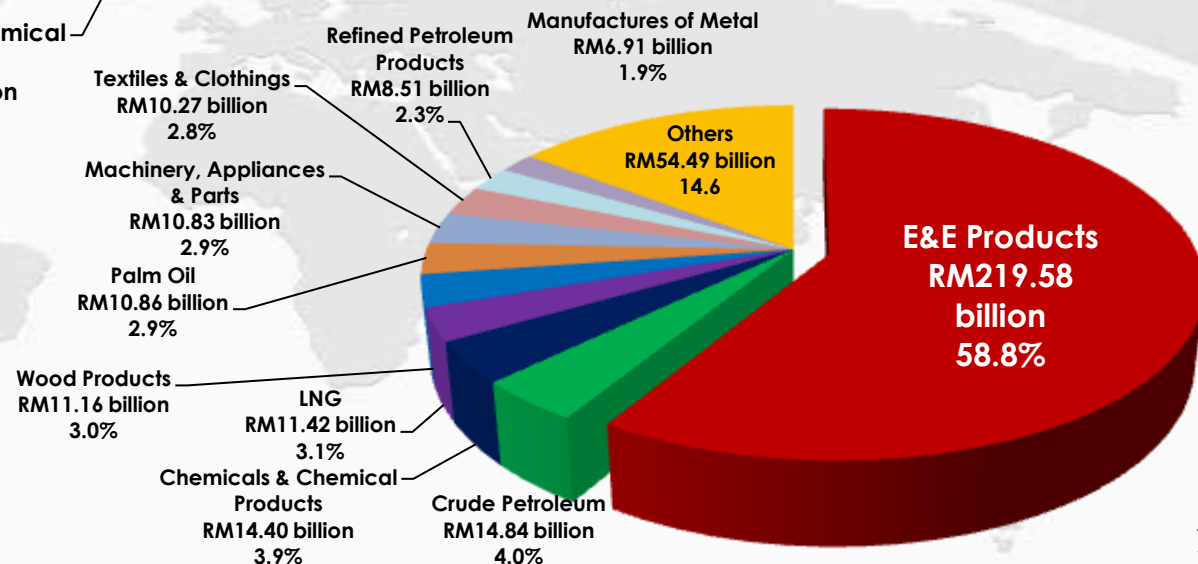


Composition of Exports by Products (2010)

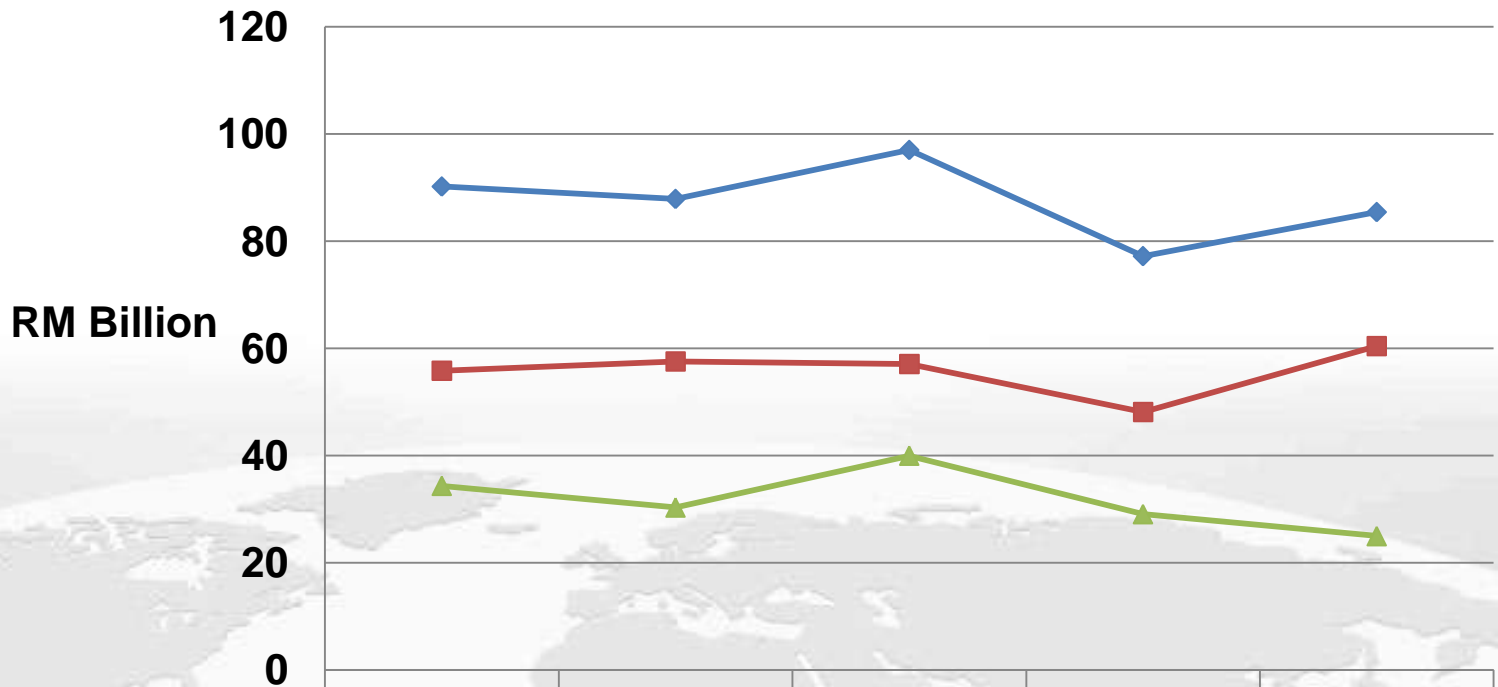
Total Exports 2010: RM639.43 billion



Total Exports 2000: RM 373.27 billion



Malaysia-Singapore Bilateral Trade 2006-2010 (RM Billion)



	2006	2007	2008	2009	2010
◆ Export	90.2	87.88	97.02	77.2	85.43
■ Import	55.84	57.56	57.06	48.12	60.44
▲ Trade Balance Value	34.35	30.32	39.96	29.08	24.99

Malaysia's Top 5 Export Products to Singapore 2010 (RM Billion)

- **Electrical & Electronic products** 36.2
- **Refined Petroleum products** 15.2
- **Machinery, Appliances & Part** 4.3
- **Manufactures of Metal** 4.0
- **Chemicals & Chemical products** 3.4

Malaysia's Top 5 Import Products from Singapore 2010 (RM Billion)

- **Electrical & Electronic products** **21.1**
- **Refined Petroleum products** **17.4**
- **Chemicals & Chemical products** **6.2**
- **Machinery, Appliances & parts** **3.1**
- **Optical & Scientific equipment** **2.7**

Macroeconomic Targets

- Exports are projected to grow at **10.6 %** per annum (10MP);
- Gross exports to nearly double to **RM2.19 trillion** in 2015 (10MP);
- Trade surplus of **RM142.4 billion** projected in 2015 (10MP)

Global Macroeconomic Projections

- Global economy to grow at a slower pace of **4.2 %** in 2011 (Economic Report 2011 / 2011)
- **China and India** are viewed as new emerging economic super powers; and
- Projected global economy growth for the period of 2011 to 2015 is **4.5 %** p.a. (10MP);
 - Emerging and developing economies: **6.6 %** p.a.; and
 - Advanced economy: **2.4 %** p.a.